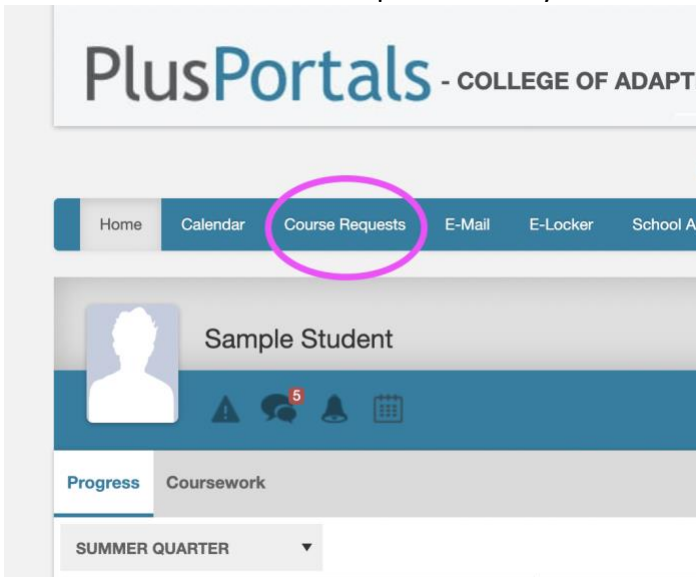

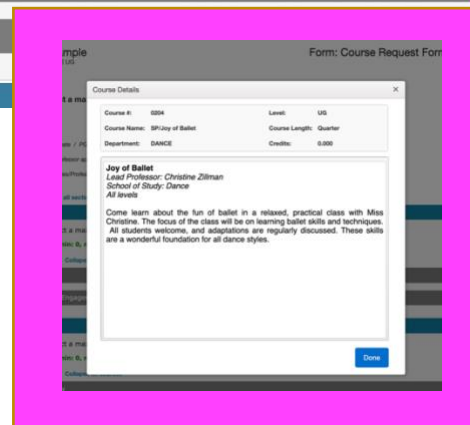
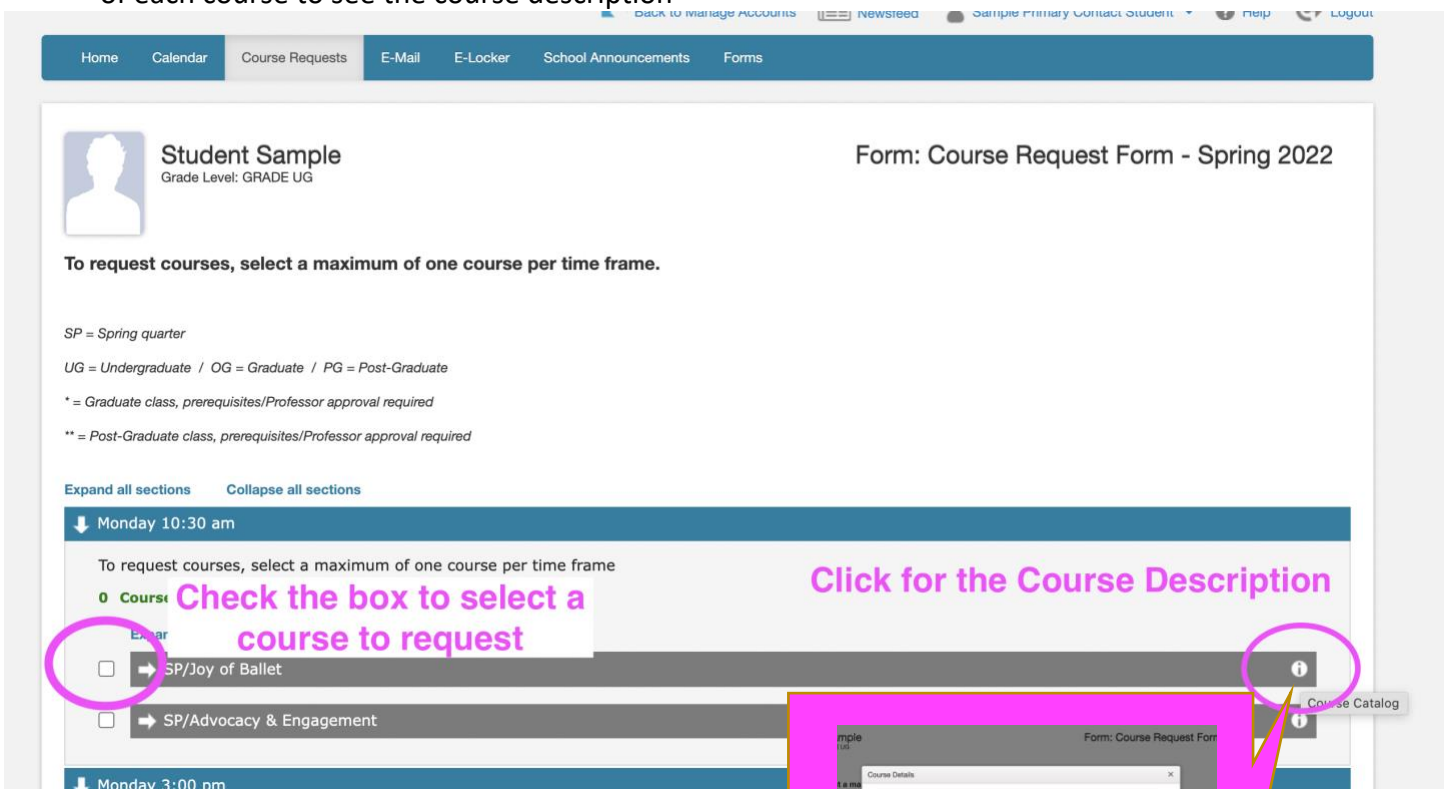


Navigating the Course Request Form

1. Select the Course Requests tab in your Portal



2. Check the box for each course you'd like to request, one per timeframe. Select the  icon at the right of each course to see the course description



- Once you've selected the courses you'd like to request, click the submit button, and wait up to a minute for it submit

Friday 3:00 pm

To request courses, select a maximum of one course per time frame

0 Course(s) selected (min: 0, max: 1)

Expand all courses Collapse all courses

→ SP/Graduate Show Choir* ⓘ

→ SP/CAA Cardinal Cheer Squad ⓘ

Friday 4:30 pm

To request courses, select a maximum of one course per time frame

0 Course(s) selected (min: 0, max: 1)

Expand all courses Collapse all courses

→ SP/Film Studies 102 ⓘ

→ SP/Traditional Art: Color & Expression ⓘ

Cancel Save & Revisit Later **Submit**

↑ BACK TO TOP